


	<b>SILCOSOFT PED</b> cuffless  REF 370 <input type="checkbox"/>		<b>SILCOSOFT PED PL</b> cuffless  REF 371 <input type="checkbox"/>
	<b>SILCOSOFT PED C</b> with cuff  REF 372 <input type="checkbox"/>		<b>SILCOSOFT PED PL-C</b> with cuff  REF 373 <input type="checkbox"/>

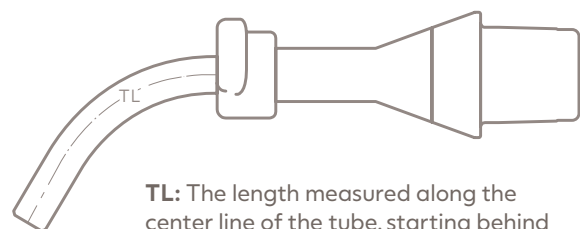
### Reference chart below applies for REF 370, 371, 372 and 373

C Indicates a variant length and all sizes are in mm

Size (Diameter) 2.5	Size (Diameter) 3.0	Size (Diameter) 3.5	Size (Diameter) 4.0	Size (Diameter) 4.5	Size (Diameter) 5.0	Size (Diameter) 5.5
Length TL (mm)	Length TL (mm)	Length TL (mm)	Length TL (mm)	Length TL (mm)	Length TL (mm)	Length TL (mm)
<input type="checkbox"/> 38 (Standard)	<input type="checkbox"/> 39 (Standard)	<input type="checkbox"/> 40 (Standard)	<input type="checkbox"/> 41 (Standard)	<input type="checkbox"/> 42 (Standard)	<input type="checkbox"/> 44 (Standard)	<input type="checkbox"/> 46 (Standard)
<input type="checkbox"/> C 26	<input type="checkbox"/> C 24	<input type="checkbox"/> C 28	<input type="checkbox"/> C 32	<input type="checkbox"/> C 38	<input type="checkbox"/> C 39	<input type="checkbox"/> C 42
<input type="checkbox"/> C 28	<input type="checkbox"/> C 28	<input type="checkbox"/> C 30	<input type="checkbox"/> C 34	<input type="checkbox"/> C 40	<input type="checkbox"/> C 46	<input type="checkbox"/> C 51
<input type="checkbox"/> C 32	<input type="checkbox"/> C 30	<input type="checkbox"/> C 32	<input type="checkbox"/> C 38	<input type="checkbox"/> C 45	<input type="checkbox"/> C 49	<input type="checkbox"/> C 55
<input type="checkbox"/> C 34	<input type="checkbox"/> C 34	<input type="checkbox"/> C 36	<input type="checkbox"/> C 43	<input type="checkbox"/> C 48	<input type="checkbox"/> C 53	<input type="checkbox"/> C 60
<input type="checkbox"/> C 36	<input type="checkbox"/> C 37	<input type="checkbox"/> C 42	<input type="checkbox"/> C 45	<input type="checkbox"/> C 51	<input type="checkbox"/> C 58	<input type="checkbox"/> C 65
<input type="checkbox"/> C 40	<input type="checkbox"/> C 43	<input type="checkbox"/> C 45	<input type="checkbox"/> C 48	<input type="checkbox"/> C 55	<input type="checkbox"/> C 63	<input type="checkbox"/> C 70
<input type="checkbox"/> C 42	<input type="checkbox"/> C 46	<input type="checkbox"/> C 50	<input type="checkbox"/> C 51	<input type="checkbox"/> C 60	<input type="checkbox"/> C 68	
<input type="checkbox"/> C 44	<input type="checkbox"/> C 50	<input type="checkbox"/> C 55	<input type="checkbox"/> C 55	<input type="checkbox"/> C 65		
	<input type="checkbox"/> C 55	<input type="checkbox"/> C 60	<input type="checkbox"/> C 60			
		<input type="checkbox"/> C 65	<input type="checkbox"/> C 65			




To order a **standard item**, specify:  
REF + Size (Diameter), ex: REF 373-4.5

To order a **variant length**, specify:  
REF + Size (Diameter) + C (length), ex: REF 373-4.5-C51



**TL:** The length measured along the center line of the tube, starting behind the neck flange to the distal end

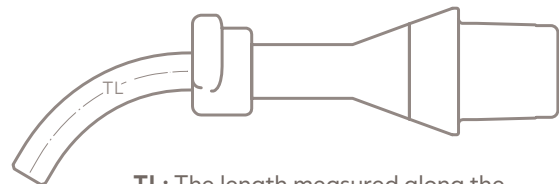
**Note:** Tube Size Reference sheet is intended for selection purposes only and **shouldn't** be submitted to Atos Medical for product orders.

	<b>SILCOSOFT NEO</b> cuffless  REF 360 <input type="checkbox"/>		<b>SILCOSOFT NEO PL</b> cuffless  REF 361 <input type="checkbox"/>
	<b>SILCOSOFT NEO C</b> with cuff  REF 362 <input type="checkbox"/>		<b>SILCOSOFT NEO PL-C</b> with cuff  REF 363 <input type="checkbox"/>

Reference chart below applies for REF 360, 361, 362 and 363

Size (Diameter) 2.5	Size (Diameter) 3.0	Size (Diameter) 3.5	Size (Diameter) 4.0
Length TL (mm)	Length TL (mm)	Length TL (mm)	Length TL (mm)
<input type="checkbox"/> 32 (Standard)	<input type="checkbox"/> 34 (Standard)	<input type="checkbox"/> 36 (Standard)	<input type="checkbox"/> 38 (Standard)

To order a **standard item**, specify:  
**REF + Size (Diameter)**, ex: REF 363-4.0



**TL:** The length measured along the center line of the tube, starting behind the neck flange to the distal end

**Are you new to ordering variant custom lengths, follow these quick steps to get started:**

1. Please contact your local Tracoe Sales Specialist for additional information on sizes, inventory, and product guidance.
2. Request ordering information or submit POs to [Order.US@atosmedical.com](mailto:Order.US@atosmedical.com)

Contact your Tracoe Sales Specialist with any questions or reach out to us at [info.us@atosmedical.com](mailto:info.us@atosmedical.com)

☎ 1.800.217.0025  
 @ [info.us@atosmedical.com](mailto:info.us@atosmedical.com)  
 🌐 [www.atosmedical.us](http://www.atosmedical.us)